




# SKELETON ARC

ACCESSORY RAIL CONNECTOR

Patent Pending

## FOR ACH HELMETS

Compatible with Ops-Core H-Nape, X-Nape, and ACH Occ-Dial® Liner Retention Systems



Kit includes (2) Skeleton ARC Rails and the following mounting hardware and adapters:

22mm Ballistic Screws



x4

1st Generation T-Nuts



x4

2nd Generation T-Nuts



x4

Wing-Loc Adapters



x2

Picatinny Adapters



x2

Cable Ties x10



Hook Bungees (Optional) x2



Carabiner Bungees (Optional) x2



### SKELETON ARC KIT COLOR

TAN



GREEN



BLACK



### BUNGEEES (OPTIONAL)

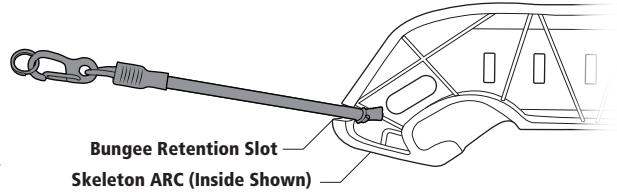
HOOK & CARABINER



# INSTALLATION INSTRUCTIONS

## BUNGEE INSTALLATION

If optional bungees were purchased, insert the bungee ends into the Skeleton ARC's Bungee Retention Slot before assembly.



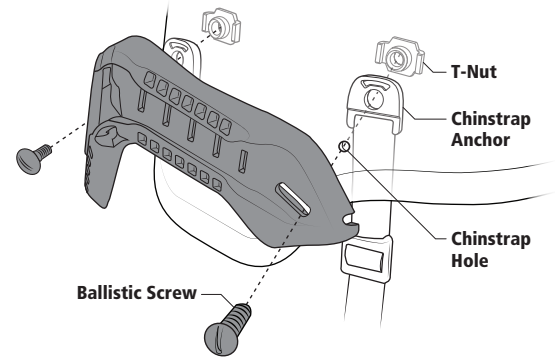
## SKELETON ARC ASSEMBLY

Align the Skeleton ARC with the existing Chinstrap Holes on your ACH helmet. Use your fingers to loosely assemble the Skeleton ARC, Helmet Chinstrap, and hardware by following the diagram. Repeat for opposite side of helmet.

Once all components are loosely assembled, finish by using a screwdriver to tighten all four screws from the outside of the shell, making sure that the Skeleton ARCs are securely fastened to the helmet.

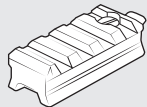
**NOTE: DEPENDING ON YOUR CHINSTRAP, ONE OF THE FOLLOWING T-NUT SETS WILL BE COMPATIBLE.**

1st Generation    2nd Generation

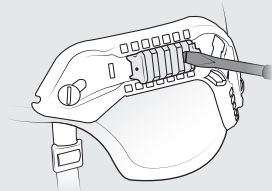


## ADAPTER INSTRUCTIONS

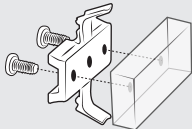
### PICATINNY ADAPTER



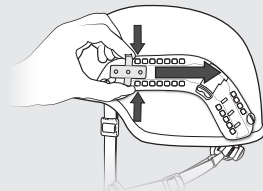
Connects devices compatible with 1911 Picatinny Rail



### WING-LOC ADAPTER

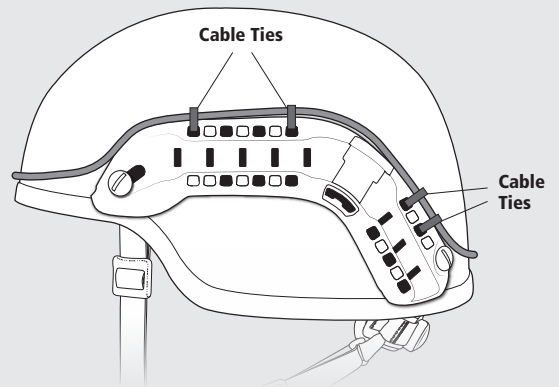


Use as a base to mount a variety of headborne accessories



### CABLE TIES

Use Cable Ties to secure loose cables along the edges of the Skeleton ARC Rails



OPS-CORE INC.  
Marine Industrial Park  
12 Channel Street  
Boston, MA 02210

Tel: 617.670.3547  
Fax: 617.670.3581

Or visit our website  
at [www.ops-core.com](http://www.ops-core.com)