



# O2 DOUBLE STRAP KIT FOR FAST HELMETS

■ O2 Mask Sold Separately



Featuring:

**Head-Loc®**



MADE IN USA

## Fits Carleton PHANTOM™ & Para-Flite PHAOS™ O2 Masks



**TAN**



Part # 26-99-101

**GREEN**



Part # 26-99-102

**BLACK**



Part # 26-99-103

**[www.ops-core.com](http://www.ops-core.com)**

06-05-800 REV. A

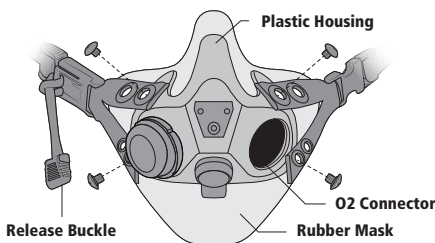
# INSTALLATION INSTRUCTIONS

**PACKAGE CONTENTS** = (1) Left Side FAST O2 Double Strap, (1) Right Side FAST O2 Double Strap

Install the O2 Mask Straps using your O2 mask's existing hardware so that the Front-Pull Release Buckle is positioned on the side opposite of the O2 Connector.

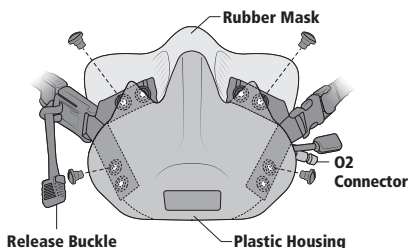
## For Carleton PHANTOM™

Install the strap ends on the outside of the plastic housing as shown.



## For Para-Flite PHAOS™

Install the strap ends in between the plastic housing and rubber face mask as shown.



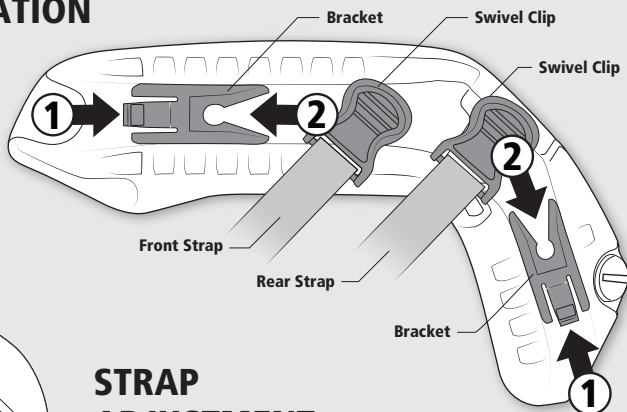
## STRAP INSTALLATION

### STEP 1

Insert Swivel Clip brackets into FAST Side Rails (ARCs) as shown.

### STEP 2

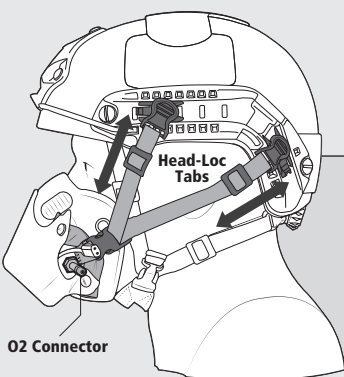
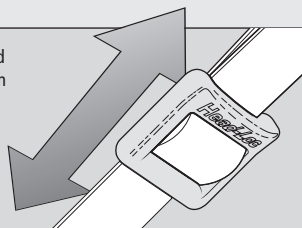
Attach O2 Mask Strap mounted Swivel Clip.



## STRAP ADJUSTMENT

Slide the Head-Loc® Tabs toward or away from your face to tighten or loosen the straps respectively.

**Head-Loc®**



OPS-CORE, INC.  
Marine Industrial Park  
12 Channel Street  
Boston, MA 02210

Tel: 617.670.3547  
Fax: 617.670.3581

Or visit our website  
at [www.ops-core.com](http://www.ops-core.com)